

PRORIL

60 Hz

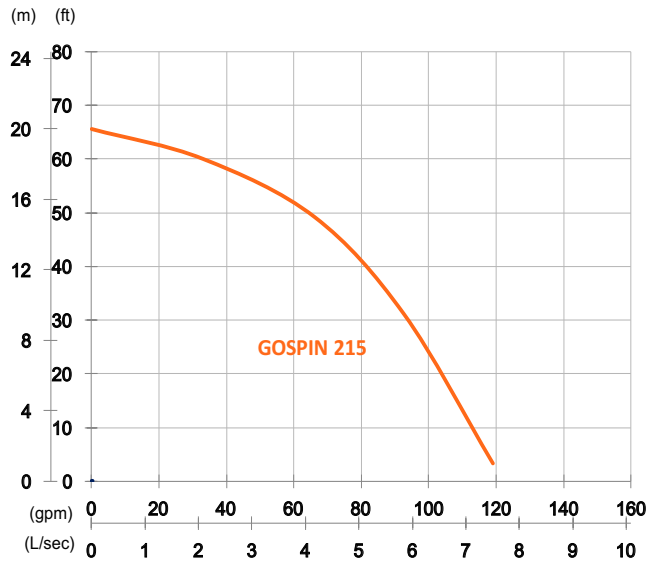
GOSPIN Series, the classical drainage pumps with strainer and rigid casting are engineered for various effluent pumping applications in commercial and industrial sectors.

Sewage Pump

GOSPIN 215

Drainage Pump

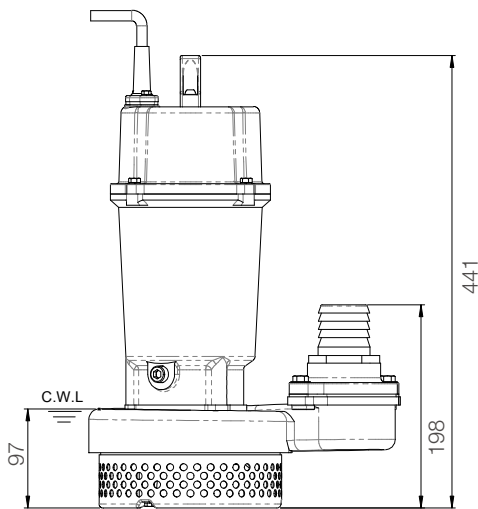
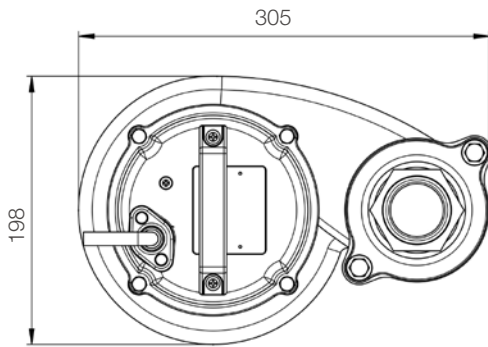




Shaft Speed : 3450 rpm

Outlet : 50mm, 2in

| OUTPUT | HEAD | FLOW |
|--------|-------------------|-------------------------|
| 1.5 kW | Rated : 15m, 49ft | Rated : 4.2 L/s, 66 gpm |
| 2 HP | Max : 20m, 66ft | Max : 7.5 L/s, 119 gpm |



unit : mm

Weight : 23kg / 51 lbs

| | | |
|-------------------------|-------------------------------------|---|
| Pump Type | Electric Submersible Pumps | |
| | 1-Phase, 3-Phase | |
| Motor | Type | Induction Motor |
| | Poles | 2 Pole |
| | Insulation | Class F |
| | Protector | Circle Thermal Protector |
| | Starter | 1-Phase · Capacitor-Run, 3-Phase · D.O.L. |
| Lubricant | Food Grade (ISO VG32) | |
| Impeller Type | Semi-Open | |
| Shaft Seal | Double Mechanical Seal | |
| | Silicon Carbide VS Ceramic / Carbon | |
| Bearings | C3 Shielded ball bearings | |
| Cable | PVC (CSA Certified) / H07RN-F | |
| | 6m (20ft) or longer upon request. | |
| Materials | Pump Casing | Gray Iron |
| | Impeller | Gray Iron |
| | Motor Frame | Gray Iron |
| | Motor Shaft | Stainless Steel |
| | Strainer | Stainless Steel |
| Max. Liquid Temperature | 40°C (104°F) | |
| Max. Submersion Depth | 20m (66ft) | |
| pH Range | pH 5 - pH 8 | |
| Accessories | GRL-02F | |