

PRORIL

50 Hz

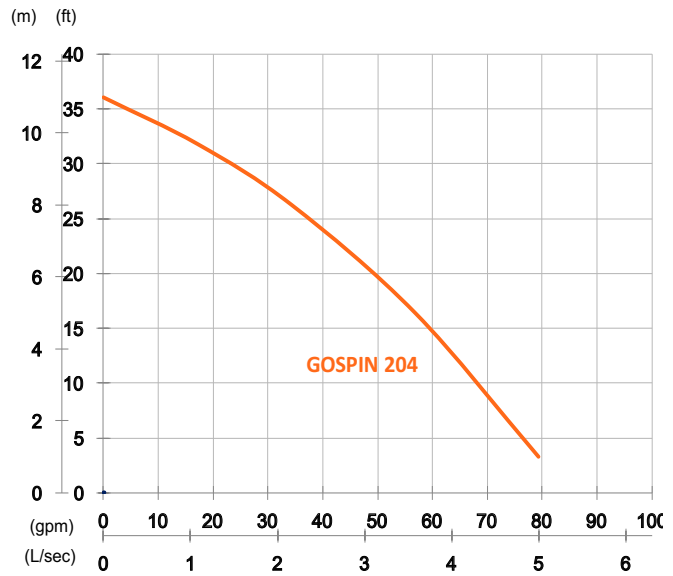
GOSPIN Series, the classical drainage pumps with strainer and rigid casting are engineered for various effluent pumping applications in commercial and industrial sectors.

Sewage Pump

GOSPIN 204

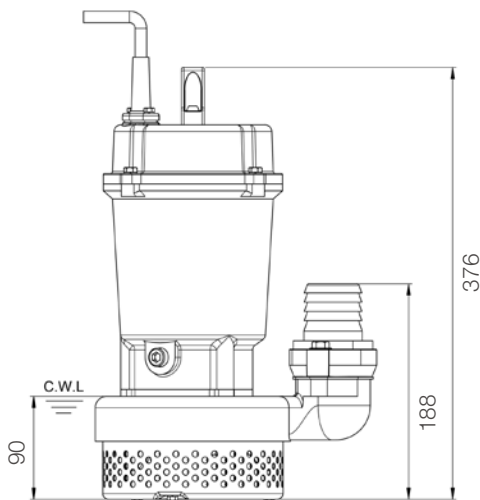
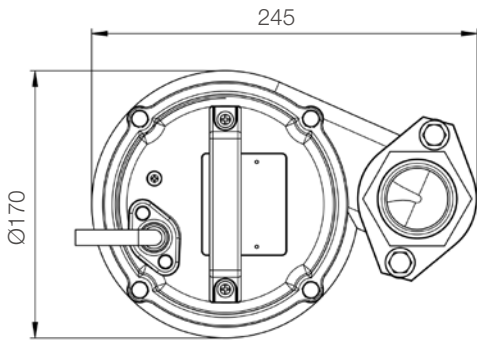
Drainage Pump





Shaft Speed : 2850 rpm

Outlet : 50mm, 2in



unit : mm

Weight : 16kg / 35 lbs

| OUTPUT | HEAD | FLOW |
|--------|------------------|-------------------------|
| 0.4 kW | Rated : 8m, 26ft | Rated : 2.2 L/s, 34 gpm |
| 0.5 HP | Max : 11m, 36ft | Max : 5 L/s, 79 gpm |

| | | |
|-------------------------|-------------------------------------|---|
| Pump Type | Electric Submersible Pumps | |
| | 1-Phase, 3-Phase | |
| Motor | Type | Induction Motor |
| | Poles | 2 Pole |
| | Insulation | Class F |
| | Protector | Circle Thermal Protector |
| | Starter | 1-Phase · Capacitor-Run, 3-Phase · D.O.L. |
| Lubricant | Food Grade (ISO VG32) | |
| Impeller Type | Semi-Open | |
| Shaft Seal | Double Mechanical Seal | |
| | Silicon Carbide VS Ceramic / Carbon | |
| Bearings | C3 Shielded ball bearings | |
| Cable | PVC (CSA Certified) / H07RN-F | |
| | 6m (20ft) or longer upon request. | |
| Materials | Pump Casing | Gray Iron |
| | Impeller | Gray Iron |
| | Motor Frame | Gray Iron |
| | Motor Shaft | Stainless Steel |
| | Strainer | Stainless Steel |
| Max. Liquid Temperature | 40°C (104°F) | |
| Max. Submersion Depth | 20m (66ft) | |
| pH Range | pH 5 - pH 8 | |
| Accessories | GRL-02 | |