

PRORIL

50 Hz

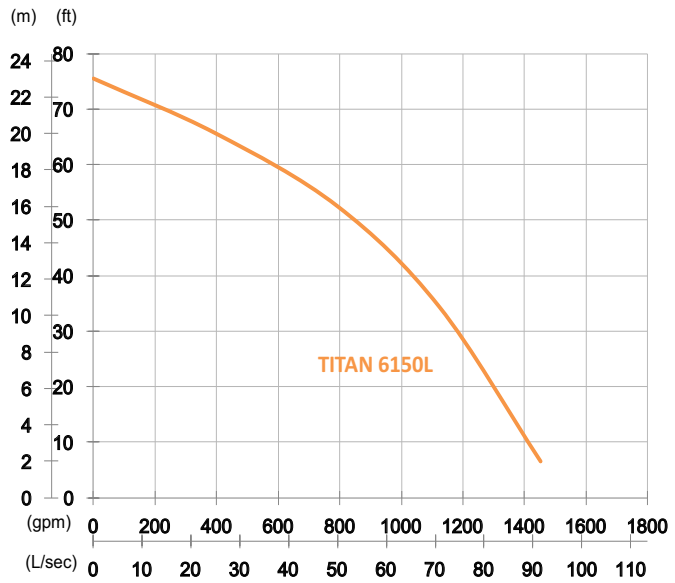
Rugged, reliable and cost effective, the Titan series pumps deliver excellent performance and serve a wide range of tough dewatering applications like mines, construction site, rental applications and other demanding industries.

Dewatering Pump

TITAN 6150L

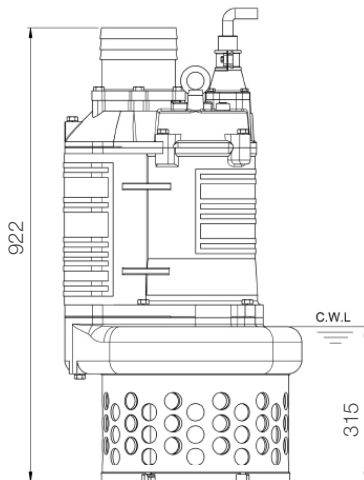
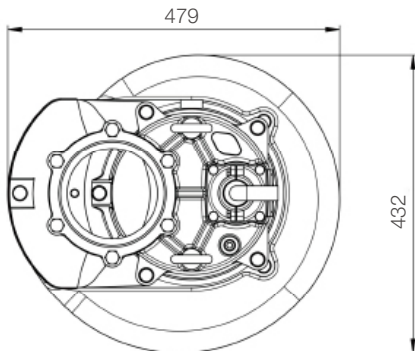
Heavy Duty Dewatering Pump





Shaft Speed : 1450 rpm

Outlet : 150mm, 6in



unit : mm

Weight : 205kg / 452 lbs

| OUTPUT | HEAD | FLOW |
|--------|-------------------|--------------------------|
| 15 kW | Rated : 16m, 52ft | Rated : 50 L/s, 792 gpm |
| 20 HP | Max : 23m, 75ft | Max : 91.6 L/s, 1452 gpm |

Solid Passage : 35 mm, 1.4 in

| | | |
|-------------------------|-------------|-------------------------------------|
| Pump Type | | Electric Submersible Pumps |
| | | 3-Phase |
| Motor | Type | Induction Motor |
| | Poles | 4 Pole |
| | Insulation | Class F |
| | Protector | Circle Thermal Protector |
| | Starter | D.O.L. |
| Lubricant | | Food Grade (ISO VG32) |
| Impeller Type | | Opened |
| Shaft Seal | | Double Mechanical Seal |
| | | Silicon Carbide VS Ceramic / Carbon |
| Bearings | | C3 Shielded ball bearings |
| Cable | | PVC (CSA Certified) / H07BQ-F |
| | | 10m (33ft) or longer upon request. |
| Materials | Pump Casing | Ductile Iron |
| | Impeller | Chromium Iron |
| | Motor Frame | Gray Iron |
| | Motor Shaft | Stainless Steel |
| | Strainer | Carbon Steel |
| Max. Liquid Temperature | | 40°C (104°F) |
| Max. Submersion Depth | | 20m (66ft) |
| pH Range | | pH 5 - pH 8 |