

# PRORIL

50 Hz

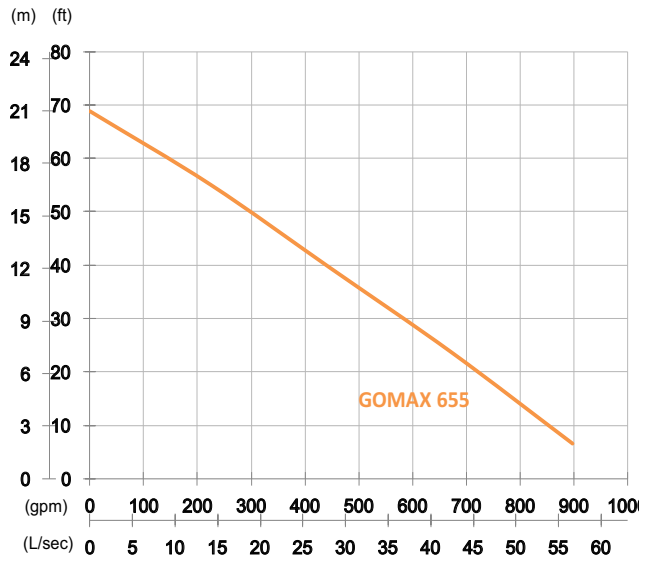
GOMAX Series, these non-clog pumps employ a single-channel enclosed impeller to efficiently and reliably transfer 76mm diameter solids without clogging. GOMAX series pumps are suitable for commercial and industrial wastewater applications.

**Sewage Pump**

## **GOMAX 655**

Single Channel Pump

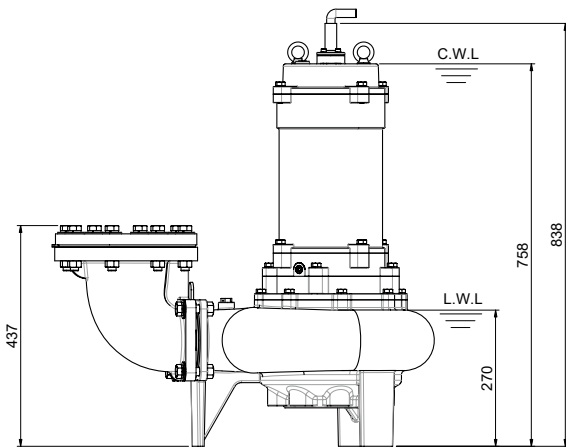
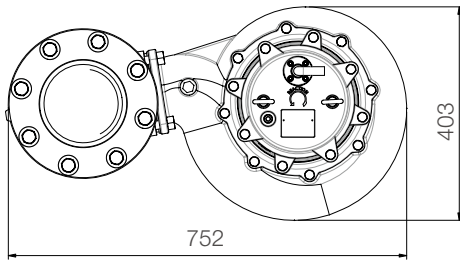




Shaft Speed : 1450 rpm

Outlet : 150mm, 6in

OUTPUT	HEAD	FLOW
5.5 kW	Rated : 12m, 39ft	Rated : 28.3 L/s, 449 gpm
7.5 HP	Max : 21m, 69ft	Max : 56.6 L/s, 898 gpm



unit : mm

Weight : 138kg / 304 lbs

Solid Passage : 76 mm, 3 in

Pump Type	Electric Submersible Pumps		
	3-Phase		
Motor	Type	Induction Motor	
	Poles	4 Pole	
	Insulation	Class F	
	Protector	Star-Delta • Miniature Thermal Sensors	
		D.O.L. • Circle Thermal Protector	
Starter	Star-Delta , D.O.L.		
Lubricant	Food Grade (ISO VG32)		
Impeller Type	Single Channel		
Shaft Seal	Double Mechanical Seal		
	Silicon Carbide VS Ceramic / Carbon		
Bearings	C3 Shielded ball bearings		
Cable	PVC (CSA Certified) / H07RN-F		
	10m (33ft) or longer upon request.		
Materials	Pump Casing	Gray Iron	
	Impeller	Gray Iron	
	Motor Frame	Gray Iron	
	Motor Shaft	Stainless Steel	
	Mouth Ring	Copper Alloy	
Max. Liquid Temperature	40°C (104°F)		
Max. Submersion Depth	20m (66ft)		
pH Range	pH 5 - pH 8		
Guide Rail	GRN-04		